



## ***Inclusive Education Class***

- 
- From Ait Ourir Morocco :
  - I share with you some special moments with my students from the Inclusive Education class in Riad school.
-

## *Our Class Heroes*



---

In our class there are 10 champions

who fight to defeat their handicap.

here they are:

---



- 
- Oumaima boujlil
  - *she Suffers from*
  - *mental retardation.*
  - Pronunciation problem
- 



- 
- Houssam Hissou

- He suffers from **hyperactivity and lack of focus**.
  - Absolute dependency on his twin brother.
  - Visual impairment
-



- 
- Mouhcine Hissou

- *He suffers from **hyperactivity and lack of focus**.*

- Pronunciation problem

- Visual impairment
-







- 
- **Abdnour Aaraf**
  - *He suffers from **trisomy 21 (DS)***
  - **Pronunciation problem**
- 



- 
- **Meryem LABYAD**
  - *She suffers from **hearing impairment** and the absence of a language of communication.*
-



- 
- **Nouha Wahibi**
  - *she suffers from trisomy 21 (DS)*
  - **Pronunciation problem**
- 



- 
- **Malak Oktou**
  - *she suffers from trisomy 21 (DS)*

- Pronunciation problem

*As a project to raise the quality of learning we work on the use of interactive means and integration of CIT.*



## *Integration of CIT*





## *Participation in HOUR of CODE*



- 
- *Participation was with the aim of*
- 

*integrating learners with their peers by using TIC.*

*And conveying a message that despite disability,*

*programming and communication can be done.*

---









### *Creation of digital educational resources: Using Scratch and PPT*



---

#### *Preparation of digital resources*

---

- *puzzle game, maze game, color and shape game and memory game*
  - *Aimed at stimulating : visual memory ,focus, logical connectivity and fine motor.*
-





*1 - Using scratch*




2 - Using ppt



3 - Using scratch




4 - Using scratch



5 - Using scratch





6 - Using ppt



## *Other digital resources*



- 
- *Preparing digital resources:*
- 

---

*to provide story and science lessons using projector and tablets.*

---

### *Presentation of story lesson*





صَفَقَتْ مُعْظَمَ الْأُورَاقِ

طَرِبًا ...


وَجَدَلًا





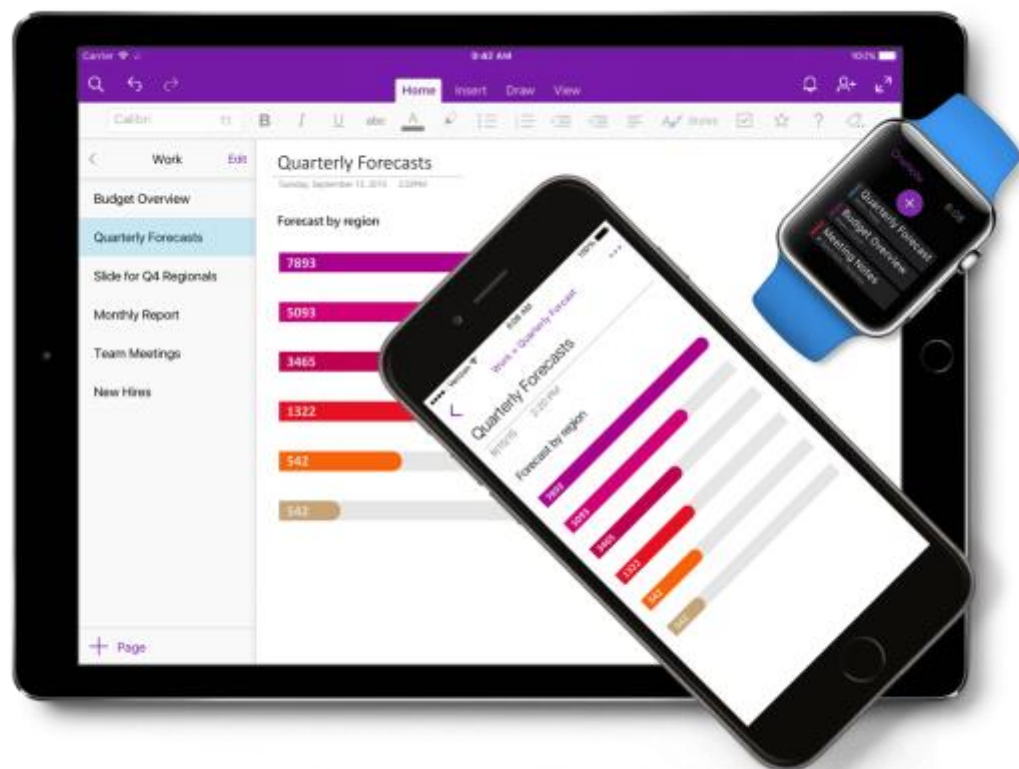


*Presentation of science lesson*





## *Creation of communication canal by using OneNote*



- 
- *Given the difficulty of transport for medical personnel and educational inspectors between the different classes of inclusive education, I decided to create a communication channel connecting teachers and these education actors, to discuss the learners' health and monitor their improvement.*
- 

The first setion is about medical documents where we find on the page of each learner a medical certificate and below there is a table of observations concerned medical team, inspector, professor and family.

---

[illegible]

The second side is dedicated to the individual pedagogical project for each learner





The third section is devoted to the information of each student.

On each page we find an image of the information table and the link to enter to the original document. Below we find a table of observations.







7 - Party



8 - Healthy nutrition activities



9 - Healthy nutrition activity



10 - Healthy nutrition activity





11 - Handcrafts



12 - integrates learners with their peers



*13 - integrates learners with their peers*



14 - integrates learners with their peers



15 - Healthy nutrition activity





16 - math session





<https://sway.office.com/FvqX9luRRHwzjR35#content=zQay9xmtMJ6bVu>

17 - Dress up book whith simple material



18 - Handcrafts







20 - Handcrafts



## Conclusion



*The project is still in its infancy, since I joined the Department of Inclusive Education about three months ago, so far I have prepared two interactive books and seven digital resources, and the work is still ongoing in partnership with learners.*

*Thanks for your interest*

